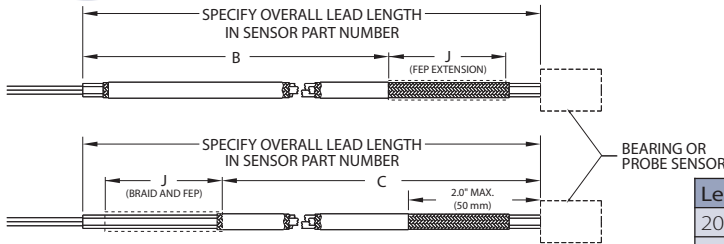
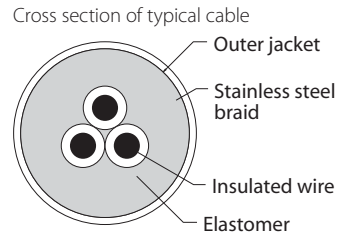


# Sealed Elastomer Rubber-filled Cable - Prevent Oil Seepage



Lead size AWG	Number of leads	Grommet hole Ø
20	2	0.160
24	2	0.130
24	3 and 4	0.160
24	6	0.190
26 - 28	2, 3, 4, and 6	0.130
30	2, 3, and 4	0.100
30	6	0.130

## Overview

Model AC100324 is a sensor cable with elastomer fill between the wires, stainless steel braid, and outer jacket. This fill can extend along the entire length of the cable, or a specified portion. Seal the outside of the cable with an FG1015, FG3015 or FG4015 leadwire and cable seal fitting. See page 3-12 for more information.

While the AC100324 provides a good seal, a minuscule amount of oil may escape inside the individual wires.

## Specifications

**Temperature range:** -50° C to 125°C (-58°F to 257°F).

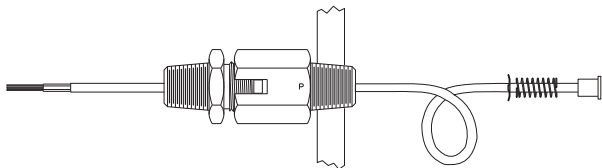
**Tolerance on lead length:** +1/-0" (+25/-0mm) for lead lengths 24" or less; +5/-0% for lead length greater than 24".

**B length:** Cable is filled starting at leadwire end of cable. Tubing ends at B length; stainless steel braid extends to case.

**C length:** Cable is filled starting 2" from case. If J length is specified, stainless steel braid extends to lead end.

**J length:** Unfilled FEP extension length.

## Using the AC100324 with FG1015/FG3015/FG4015 oil seal fittings



When selecting the FG1015, FG3015 or FG4015 for use with silicone filled cable use the grommet hole size from the tables.

Number of sensing elements	Case style	Grommet hole Ø	
		Leads/RTD	
		2	3
1	A	.130	.160
	B	.130	.160
	C	.130	.130
	D	.100	.100
2	A	.160	.190
	B	.130	.130
	C	.100	.130

Learn more about FG1015, FG3015 or FG4015 leadwire and cable seal fittings on page 3-12.

**Specify elastomer filled cables directly in miniature sensor part numbers on pages 6-2 to 6-9 or add to any sensor as part of an assembly.**

## Specification and order options

AC100324	Model number
B24	Elastomer filled length B or C in inches (if not specified, entire length will be filled) B = Lead end C = Sensor end (Max fill length = 240")
To order standard filled cable, stop here. To order an optional jacket extension add:	
J	Jacket extension
AC100324B24J = Sample part number	

*Note: The sensor model number dictates all specifications other than the elastomer filled length B or C and optional extension J. You must specify sensor model including SS braid covering over the leadwires when ordering. Some sensor models do not include the option for SS braid lead covering; contact Minco for assistance with these sensors.*

*Specifications subject to change*