

Bayonet Fittings, Extensions





ALL PARTS STOCKED

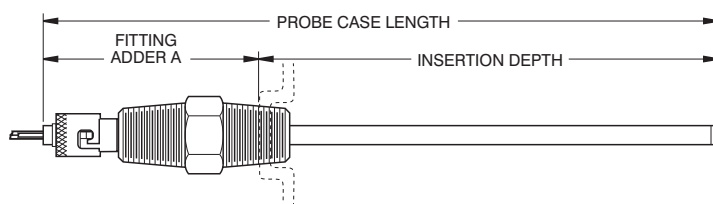
Bayonet adapter style

Bayonet fittings are for spring-loaded installation of probes equipped with springs and lockcaps. Insert the probe, hook the lockcap over the pin on the fitting, and release.

Note: Available up to 10 pieces or contact Minco Customer Service

Bayonet adapter style	Body material	Thread "CH"	Process thread	Hex size	Adder "A"	Probe diameter	Model
	303 stainless steel	None	1/8" - 27 NPT	None	1.2" min. (31 mm)	0.188" (4.8 mm)	▼FG180
	316 stainless steel	1/2" - 14 NPT	1/2" - 14 NPT	7/8" (22 mm)	2.4" (61 mm)	0.188" (4.8 mm)	▼FG144T3

Note: Temperature limit: 871°C (1600°F)



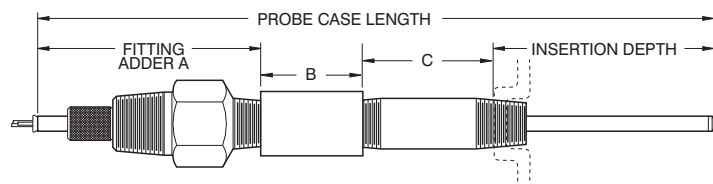
Extension nipples, couplings, unions

Extensions in assemblies serve to isolate connection heads from process connections in order to clear pipe insulation or limit heat conduction into the head. Choose from galvanized or stainless steel nipples, couplings, and unions.

Nipples are short lengths of pipe to extend connection heads away from processes. Couplings and unions have two 1/2" - 14 NPT female threads to join nipples to other fittings. Unions allow installation without rotating the connection head.

Style	Length	Galvanized steel to 260°C (500°F)	Stainless steel to 871°C (1600°F)
 <p>Nipple</p>	1.2" (34 mm)	FG563 Adder C: 0.2" (5mm)	FG537 Adder C: 0.2" (5mm)
	2.0" (51 mm)	▼FG556L20 Adder C: 1.0" (25mm)	▼FG579L20 Adder C: 1.0" (25mm)
	3.0" (76 mm)	▼FG556L30 Adder C: 2.0" (51mm)	▼FG579L30 Adder C: 2.0" (51mm)
	4.0" (102 mm)	▼FG556L40 Adder C: 3.0" (76mm)	▼FG579L40 Adder C: 3.0" (76mm)
	6.0" (152 mm)	▼FG556L60 Adder C: 5.0" (127mm)	▼FG579L60 Adder C: 5.0" (127mm)
 <p>Coupling</p>	Same as Adder B length	▼FG602 Adder B: 1.7" (43mm)	▼FG854 Adder B: 1.4" (36mm)
 <p>Union</p>	Same as Adder B length	▼FG709 (no fluid seal) Adder B: 1.9" (48 mm)	▼FG714 Adder B: 1.6" (41 mm)

Note: All threads are 1/2" - 14 NPT [2].



▼ = **STANDARD OPTIONS**
Specifications subject to change

ACCESSORIES